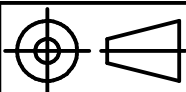




REVISIONS				
SYM.	ZONE	DESCRIPTION	DATE	APP.
C		Issued all design changes as Rev C (TIO)	4/19/07	SAB

MATERIAL: 1/8" 316 STAINLESS STEEL SHEET
QTY.: 2 PER LINEAR GUIDE

		ITEM	DWG. NO.	DESCRIPTION	G1	G2	G3	REMARKS	REV.
					QUANTITY				
B	PRINT DISTR.	PLOT DATE: 4/19/2007 CAD FILE NAME: 100-400-004.idw							
		<div>100.400.004 SH. NO. 1 OF 1</div>	<div>UNLESS OTHERWISE SPECIFIED: DIMENSIONS ARE IN INCHES; TOLERANCES ON: .00 ± .010 .000 ± .005 FRACTIONS ± 1/64 ANGLES ± 0.5° ALL SURFACES </div>	<div><div>CORNELL UNIVERSITY Floyd R. Newman Laboratory Ithaca, NY 14853</div></div>					75 kW CW INPUT COUPLER, LINEAR GUIDE SPACER
C	REV.			CHECKED BY: VGV	DRAWN BY VM	DRAWN FOR SAB	DATE 1/29/2006	SCALE 1:1	B
		APPROVED BY: SAB							